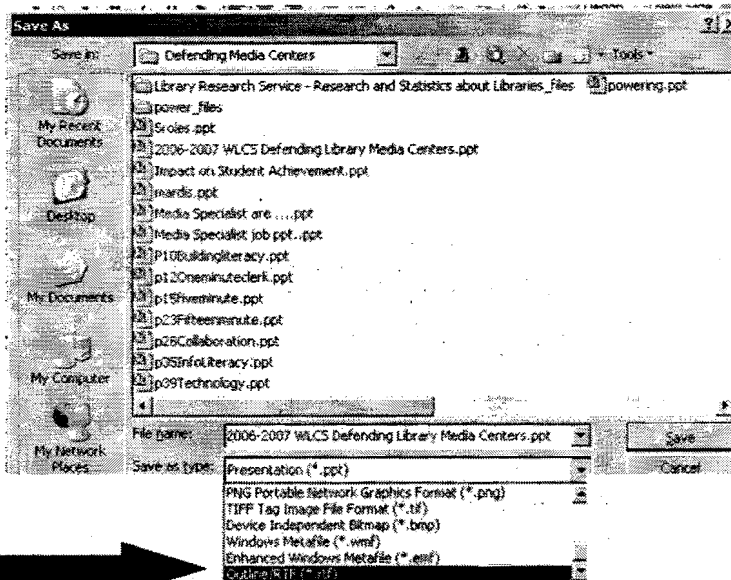


How to Submit Powerpoint Presentations on Turnitin.com

1. Save your PPT presentation normally on your H drive.
2. Save it a **SECOND** time as a .rtf (rich text) file
 - a. File—save as
 - b. At the bottom of the “Save As” window, you need to change the “Save as Type” drop down to the outline/rtf format (see the screen shot below)




- c. Save file again as this type of file (you can keep the same file name, because the extension will be different. .ppt = powerpoint ; .rtf = rich text file)
3. **SEND the .rtf version to Turnitin.com.**
4. Note to teachers: This file will scan, but not as fast as a regular word document.
 - a. A Word document takes 10-15 seconds to return results
 - b. A .rtf file takes approximately 5-10 minutes (in my test) to return results.

updated on 3/26/07

Turnitin Guide for Students

Converting PowerPoint or Publisher to PDF to Submit to Turnitin

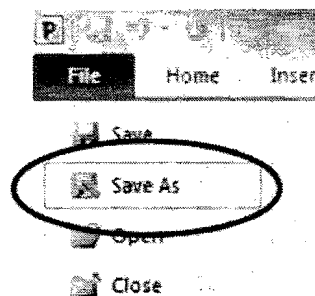
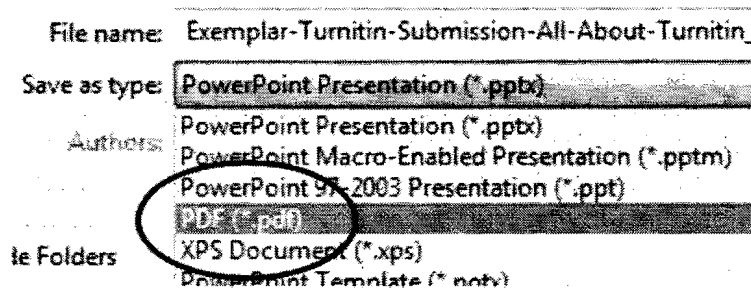


Converting PowerPoint or Publisher to PDF to Submit to Turnitin

Turnitin accepts files in the following formats: Microsoft Word, WordPerfect, PostScript, PDF, HTML, RTF, plain text. **Turnitin doesn't accept Microsoft PowerPoint or Publisher** so if you need to submit work in these formats, e.g. a presentation or a poster, you must convert your files to PDF first.

To convert a Microsoft PowerPoint file to PDF (same procedure for Publisher), you need to use PowerPoint 2007 or later. Instructions for PowerPoint 2010 (on all University student PCs):

1. Open the PowerPoint file and select **Save As...** from the File menu.
2. Choose PDF from the Save as type menu



3. Save the PDF file to your computer and submit it to Turnitin in the usual way.

Note: Most of the time you will be asked to submit word-processed work e.g. essays, reports, reflections, so check with your tutor first to see if you really are required to submit presentations or posters to Turnitin.

You can download PDF converters yourself from sites such as www.pdfcreator.com and www.dopdf.com but there is not University support available for them.

Help!

If you accidentally submit the wrong file, or to the wrong Turnitin Assignment, contact your tutor who can clear your submission for you.

See also the Turnitin online help:



Messages English What's New Help

For all other help, including technical support, see the University web site at:
<http://www.canterbury.ac.uk/turnitin>